



8 Week Quilt Journey

Daytime: Wednesdays, February 1, 15, 22; March 8, 15, 22

(8 sessions) from 10:30am-12:30pm

Evening: Wednesdays, February 1, 15, 22; March 8, 15, 22 (8 sessions)

from 6:30-8:30pm



Learn how to plan your quilt, choose the fabric, pick the patterns, make templates and rotary cut the fabrics. We will learn about corner stones, sashing, borders, batting, and binding. We will explore both hand and machine quilting. And at the end of 8 weeks you will have a lovely, almost finished lap-sized sampler quilt. Come join us as we jump in to the world of quilting. I promise you'll never be the same again!

Teacher: Sue Runnerstrom Cost: \$80.00

Skill Level: Beginner

Pattern: Patterns and supply list provided in class

Sewing Machine: yes, but not in class

The Journey Continues Evening:

Tuesdays, February 7, 28;

March 14, 28; April 11

(6 sessions) from 6:00-9:00 pm

Daytime: Wednesdays,

February 8, 22; March 15, 29; April 12 (6 sessions)

from 1:30-4:30 pm



This is the intermediate class you have been asking for. At each class you will receive 2 different block patterns (one to sew in class and one to take home to complete by the next class). Each class will introduce new skills (Flying Geese, curved piecing, Y seams, paper piecing, etc.). You will choose your own fabrics and at the end will have 12 blocks to make into a quilt. It will be fun, I promise.

Teacher: Sue Runnerstrom Cost: \$90.00

Skill Level: Intermediate

Sewing Machine: Yes

Pattern required: Patterns provided in class

ONGOING CLASSES & GATHERINGS

Applique Tuesday

Tuesdays, February 7, 14, 28

from 10:30am-12:30pm

Come applique with Claudia using the Circle of Friends pattern. This is a unique opportunity-combination club/class/demo. From applique newcomer to experienced, this promises to be an exciting time of learning and sharing. This pattern combines applique and machine piecing. Pattern can be adjusted to do machine applique. Make the quilt, use blocks to create your own pillow or wallhanging. Students can join anytime!



Teacher: Claudia Hucks Cost: \$5 to teacher

Skill Level: All Pattern: Circle of Friends, available at PPQ

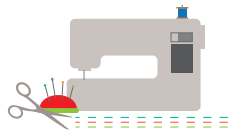
Supplies: Hand sewing supplies. For first class 12" square of solid color cloth or muslin.

Sewing with Sue

Fridays, February 3, 10, 17, 24

from 10:30am-4:00pm

Come "Sew with Sue", share ideas, finish projects, ask questions, solve problems. If you've wondered what's so wonderful about Janomes, rent one of our classroom machines for the day and experience the magic! Everyone and all machines are welcome! Come for an hour or come for the day!



Instructor: Sue Runnerstrom Cost: \$5.00 paid to instructor

Skill Level: All Sewing Machine: Yes, if needed. Rental \$10

Sewing Machine: Yes





8 Week Quilt Journey (3 of 8 sessions)

Daytime: Wednesdays, February 1, 15, 22;
March 8, 15, 22 from 10:30am-12:30pm

Evening: Wednesdays, February 1, 15, 22;

March 8, 15, 22 from 6:30-8:30pm

See page 1 for details.

Let's Build a Block

Wednesday, February 1, 1:30-3:30pm

This class is a great intro for those taking the 8 Week Quilt Journey class. We will cover this information in class, but this will be a chance to figure out your machine's perfect 1/4" seam allowance and construct a block during class. If you've never sewn a quilt block, this class will turn you into a "confident beginner".

Teacher: Sue Runnerstrom Cost: \$10.00

Skill Level: Beginner Pattern: No Sewing Machine: Yes




Finishing Finesse

Thursday, February 2, 1:00-4:00pm

If you would you like to "Finesse" your quilt binding, this is the class for you! Perfect your binding skills, plus learn how to get sharp 90 degree corners and make a smooth join at the end.

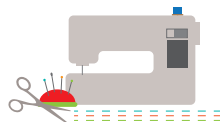
Teacher: Karen Kendo Cost: \$15.00 Skill Level: All
Pattern: No Sewing Machine: Yes



Sewing with Sue

Friday, February 3, 10:30am-4:00pm

See page 1 for details.



Fabric Coaster Demo

Saturday, February 4, 10:30-11:30am

Come and learn a quick technique to make a set of coasters and wine glass charms! Great hostess gifts using charm packs or cut your own 5" inch squares.

Teacher: Liz Fortin Cost: No charge Skill Level: All



Easy Twister

Saturday, February 4, 12:30-4:30pm

Twister without the template and only sewn once. No pattern, no ruler, no waste, cut once, sew once, any size block.

Teacher: Claudia Hucks Cost: \$20.00

Skill level: Be familiar with rotary cutting

Pattern: None Sewing Machine: Yes



Applique Tuesday

Tuesday, February 7, 10:30am-12:30pm

See page 1 for details.



The Journey Continues (2 of 6 sessions)

Evening: Tuesdays, February 7, 28;

March 14, 28; April 11 from 6:00-9:00 pm

See page 1 for details.



The Journey Continues (2 of 6 sessions)

Daytime: Wednesdays, February 8, 22;

March 15, 29; April 12 from 1:30-4:30 pm

See page 1 for details.

Collage Background Demo

Thursday, February 9, 10:30-11:30am

Who says you have to have a plain background on your quilts? With this technique, you make a collage fabric background and then add your applique - wow!

Teacher: Mary McRae Cost: No charge

Skill Level: Beginner Pattern: No Sewing Machine: No



Rag Purse Demo

Thursday, February 9, 11:30am-12:30pm

I know you have seen the rag quilts-how about a rag purse? Make it in a variety of colorways for every season-easy peasy!

Teacher: Mary McRae Cost: No charge

Skill Level: Beginner Sewing Machine: No

Machine Quilting Class

Thursday, February 9, 1:30-4:30pm

Don't be afraid! You can learn to machine quilt! After this class, you will be able to get all those quilt tops you've made quilted and ready to use and admire. You will learn to use your walking foot and how to do Free motion quilting - hurray!

Teacher: Mary McRae Cost: \$15.00

Skill Level: Beginner Pattern: No Sewing Machine: Yes



Magdalene House

Sewing Project

Thursday, February 9, 6:30-9:30pm

Join in the fun, making handbags that make a difference! All materials supplied, just bring your machine and talent! This project benefits Magdalene House of Charleston, a recovery home



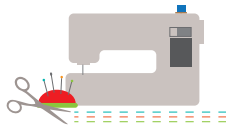
for women opening in Summerville! For questions or RSVP, call Liz Milligan (843)864-5008.

Leader: Liz Milligan Supplies: Typical sewing supplies
 Cost: No charge Sewing Machine: Yes

Sewing with Sue

Friday, February 10, 10:30am-4:00pm

See page 1 for details.



2nd Saturday
Celebration
 Snacks * Specials * Surprises



Saturday, February 11
**Further information
 to be announced!**

Modge Podge Demo

Saturday, February 11, 10:30-11:30am

Get ready to be transported back to the 1970's! A jar of modge podge, some fabric and lots of messy fun-you'll be able to repurpose even the most boring objects into something fabulous.

Teacher: Mary McRae Cost: No charge
 Skill Level: Beginner Book: No Sewing Machine: No



Quilted Clothing Demo

Sat., February 11, 11:30am-12:30pm



Don't you want to wear your quilting talents for everyone to see? This demo will show you how to make your own personal vests and coats - it's easier than you think!

Teacher: Mary McRae Cost: No charge
 Skill Level: Beginner Sewing Machine: No

5" to 9 to Quilt Class

Saturday, February 11, 1:30-4:30pm

This is an amazingly versatile pattern and so much fun to make. Easy and every time you make it, it looks different. The quilt is made entirely of 5" squares, so you can use charm packs if you don't like to do the cutting yourself. Give it a try - you'll be glad you did!

Teacher: Mary McRae Cost: \$15.00
 Skill Level: Intermediate Pattern: Yes Sewing Machine: Yes



Quilts of Valor Sit and Sew

Monday, February 13, 10:30am-2:30pm



Join us for the Quilts of Valor Sit and Sew to work on quilts. Bring your own projects to donate or work on kits donated to the foundation. A great way to socialize and work for a great cause. Can't attend? Drop off your quilt tops and/or finished quilts here and we'll take care of the rest. "The mission of the Quilts of Valor Foundation is to cover service members and veterans touched by war with comforting and healing Quilts of Valor." Please call to reserve your spot.

Leader: Sandy Kaminsky Cost: No charge
 Supplies: Typical sewing supplies Sewing Machine: Yes

Applique Tuesday

Tuesday, February 14, 10:30am-12:30pm

See page 1 for details.



Sew Together Tuesday

Tuesday, February 14, 1:00-3:00pm

Quilt Block Portfolio - Don't wrinkle your perfectly pressed blocks as you take them back and forth to class. This portfolio is the perfect carrier and a great place to store them until you are ready to assemble the whole quilt. This is easy, versatile, and so useful you may want to make several. I'll show you how.

Teacher: Sue Runnerstrom Cost: \$10.00
 Skill Level: All Pattern: No Sewing Machine: Yes



8 Week Quilt Journey (4 of 8 sessions)

Daytime: Wednesdays, February 15, 22;

March 8, 15, 22 from 10:30am-12:30pm

Evening: Wednesdays, February 15, 22;

March 8, 15, 22 from 6:30-8:30pm

See page 1 for details.



3RD Thursday

February 16
 5:00-8:00pm

**On Third Thursday, historic downtown
 is the place to be! A night to shop,
 enjoy a meal at one of its many wonderful
 restaurants and visit with others.**

The PPQ Scarf

Thursday, February 16, 6:00-7:30pm

Come and have a fun ladies night out and make a beautiful scarf!

Teacher: Liz Fortin

Cost: Either \$20 includes class, kit and pattern; or \$9 includes class and pattern, student provides their choice of fabrics

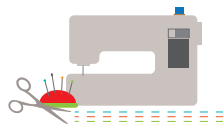
Skill Level: Beginner Sewing Machine: Yes



Sewing with Sue

Friday, February 17, 10:30am-4:00pm

See page 1 for details.



Claire's Club

Saturday, February 18, 10:00am-12:30pm

"It's so easy" slouch purse - quick and easy purse for spring! We will learn how to use fusible interfacing.

Teacher: Claire Singletary Cost: \$12.50 plus kit

Skill Level: Beginner Pattern: Yes, in kit

Sewing Machine: Yes

Pinwheels and Poppies

Saturday, February 18, 1:00-4:00pm

In this class we will combine the 'Peek-a-boo' origami folded block that has been so popular and a precious 3-D pinwheel block (compliments of Nancy Tucker) to make a one of a kind wall hanging, a table runner - or even expand it to make a cute dimensional baby quilt. This calls for fun fabrics!

Teacher: Sue Runnerstrom Cost: \$15.00

Skill Level: All Pattern: No Sewing Machine: Yes



8 Week Quilt Journey (5 of 8 sessions)

Daytime: Wednesdays, February 22;

March 8, 15, 22 from 10:30am-12:30pm

Evening: Wednesdays, February 22;

March 8, 15, 22 from 6:30-8:30pm

See page 1 for details.



The Journey Continues (3 of 6 sessions)

Daytime: Wednesdays, February 22;

March 15, 29; April 12 from 1:30-4:30 pm

See page 1 for details.

Magdalene House

Sewing Project

Thursday, February 23, 6:30-9:30pm

Join in the fun, making handbags that make a difference! All materials supplied, just bring your machine and talent! This project benefits Magdalene House of Charleston, a recovery home for women opening in Summerville! For questions or RSVP, call Liz Milligan (843)864-5008.

Leader: Liz Milligan

Supplies: Typical sewing supplies

Cost: No charge

Sewing Machine: Yes



Sewing with Sue

Friday, February 24, 10:30am-4:00pm

See page 1 for details.



Finishing Finesse

Saturday, February 25, 1:00-4:00pm


If you would you like to "Finesse" your quilt binding, this is the class for you! Perfect your binding skills, plus learn how to get sharp 90 degree corners and make a smooth join at the end.

Teacher: Karen Kendo

Cost: \$15.00

Skill Level: All

Pattern: No Sewing Machine: Yes



Applique Tuesday

Tuesday, February 28, 10:30am-12:30pm

See page 1 for details.



Turning 20 - Again

Tuesday, February 28, 1:00-5:00pm

Looking for a way to reduce your fabric stash? This classic pattern may just be the ticket. You start by gathering up an exciting batch of fat quarters (How many is determined by how large a quilt you'd like to make. A lap quilt requires 12 and a large quilt 20 or 30.) Then we will stack and quick piece the units. And best yet! -no need to worry about matching seams.

Teacher: Sue Runnerstrom

Cost: \$20.00

Skill Level: All

Pattern: Yes

Sewing Machine: Yes



The Journey Continues (3 of 6 sessions)

Evening: Tuesdays, February 28;

March 14, 28; April 11 from 6:00-9:00 pm

See page 1 for details.