

9 Week Quilt Journey (9 classes)
Wed. Jan. 11, 18, 25; Feb. 8, 15, 22; Mar. 1, 8, 22
10:30am-12:30pm

Learn how to plan your quilt, choose the fabric, pick the patterns, make templates and rotary cut the fabrics. We will learn about corner stones, sashing, borders, batting, and binding. We will explore both hand and machine quilting. And at the end of 9 weeks you will have a lovely, almost finished lap-sized sampler quilt. Come join us as we jump in to the world of quilting. I promise you'll never be the same again!



Teacher: Sue Runnerstrom **Cost:** \$144.00
Skill Level: Beginner **Sewing Machine:** not in class
Pattern: Patterns and supply list provided in class


Oh, Baby!
Sat., Jan. 14, 10:30am-1:30pm

Looking for an easy baby quilt that is a little different, but still quick to piece and provides numerous opportunities for fussy cutting? Easily adaptable, visually interesting, and sweet as can be in cotton or flannel, "Around the Block" is the perfect answer. Quilt finishes at 34.5" square.



Teacher: Michelle Spell **Cost:** \$24.00
Skill Level: Confident Beginner **Sewing Machine:** Yes
Pattern: "Around the Block" a little pattern by It's Sew Emma

Quilts of Valor Sit & Sew
Mon., Jan. 9, 10:30am-2:30pm

 Join us for the Quilts of Valor Sit and Sew to work on quilts. Bring your own projects to donate or work on kits donated to the foundation. A great way to socialize and work for a great cause. Can't attend? Drop off your quilt tops and/or finished quilts here and we'll take care of the rest. "The mission of the Quilts of Valor Foundation is to cover service members and veterans touched by war with comforting and healing Quilts of Valor." Please call to reserve your spot.

Leader: Sandy Kaminsky
Cost: No charge
Supplies: Typical sewing supplies
Sewing Machine: Yes

Class Supply Lists are available at PPQ or go online to ppquilts.com & select

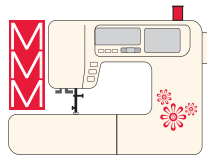
CALENDAR

To receive our weekly e-news go to ppquilts.com & select

JOIN OUR Mailing List

ONGOING CLASSES

Machine Maintenance Monday
Mon., Jan. 2, 9, 16, 23, 30
10:00am-1:30pm by appointment only



Call PPQ at 843-871-8872 to reserve your spot. Melanie, sewing machine repair technician, will be available to answer maintenance and/or quick repair questions.

If your machine issue can be addressed in 15 minutes, her goal is to have you sewing again without having to wait so long for service or repair.

When she can fix the problem or answer your questions quickly, she will. If your issue requires further service or repair, then you can be placed on her service waiting list.

With machine issue, bring your sewing machine, its cord and foot control.

No charge for this service.

Open Sewing
Thurs., Jan. 5, 12, 19, 26
1:15-4:15pm



If you are a machine or hand sewist, come and enjoy a community sewing day on available Thursdays!

Cost: \$5.00, must call or come to PPQ to register & pay
Class size: limited to 8 machine and 4 hand sewists

PSF Problems Solved Friday

Fridays, Jan. 6, 13, 20, 27; 10:30-2:30pm

Need help with a project/kit/sewing problem? This class is for you!

Instructor/Problem Solver: Sue Runnerstrom
Cost: \$25 for 4 hours of help, instruction, encouragement
Class size: is limited to 6 people.

Call PPQ @ 843-871-8872 to register and pay.

The Journey Continues (6 classes)

Wed., Jan. 18; Feb. 1, 15; Mar 1, 15, 29

1:30-4:00pm

This is the intermediate class you have been asking for. At each class you will receive 2 different block patterns (one to sew in class and one to take home to complete by the next class). Each class will introduce new skills (Flying Geese, curved piecing, Y seams, paper piecing, etc.). You will choose your own fabrics and at the end will have 12 blocks to make into a quilt. Then we'll have a party to show off our work! It will be fun, I promise.



Teacher: Sue Runnerstrom Cost: \$120.00
 Skill Level: Intermediate Sewing Machine: Yes
 Pattern: patterns and supply list will be given in class

Beginner Hand Embroidery

Thur., Jan. 19, 10:30am-12:30pm

Learn to do the basic hand embroidery stitches that make any project go from "Meh" to "Wow!". Learn the stem stitch, back stitch, chain stitch, lazy daisy, and French knots. We will also do some simple appliqué for embellishing.



Teacher: Karen Larson
 Cost: \$22.50 includes class & kit (just bring a pair of small scissors)
 Skill Level: Beginner Sewing Machine: No

Historic Downtown Summerville transforms into a special marketplace featuring local entertainment, craft vendors and artisans, to complement the extended hours of our eclectic shops, boutiques & restaurants.



Thurs., Jan. 19
 from 5 to 8:30 pm

For more info: summervilledream.org

New or Experienced Sewist?
 PPQ has a Janome for You!



Maple Charm

Saturday, January 21

10:00am-1:00pm



Corey Yoder's "Maple Charm" pattern is an excellent scrap buster that makes a lovely seasonal quilt. We'll learn to make the blocks in class and directions will be given to adapt Yoder's quilt into a whole suite of matching seasonal pieces, including instructions for a table runner, table topper, place mats, and pillow top.

Teacher: Michelle Spell Cost: \$24.00
 Skill Level: Beginner+ Sewing Machine: Yes
 Pattern: "Maple Charm" by Corey Yoder of Coriander Quilts

Blue Escape

Saturday, January 21

1:30-4:30pm



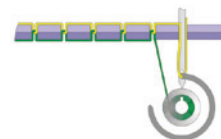
I love this ghostly boat! We will be using the jelly roll in a way you may not have tried before. This quilt is fast and easy to make. Your choice of fabrics will set the tone. I'm so excited to see what we come up with.

Teacher: Sue Runnerstrom Cost: \$24.00
 Skill Level: Beginner Sewing Machine: Yes
 Pattern: Blue Escape by Laundry Basket Quilts

Machine Tension Demo

Saturday, January 28

10:30-11:30am



Need less machine tension issues in your sewing life?! Melanie will demonstrate how the tension unit works and how to adjust it. No need to fear your machine tension problems again!

Teacher: Melanie Campbell Cost: No charge
 Skill Level: All Sewing Machine: No
 Please call ahead to sign up!

Quick Zip Case

Saturday, January 28

12:30-2:30pm



The perfect class for learning to put in a zipper! This zippered case is handy for storing and carrying quilting or other crafting supplies. It is quick and easy to make!

Teacher: Melanie Campbell Cost: \$16.00 plus cost of kit
 Skill Level: All Sewing Machine: Yes
 Pattern: Kit/Pattern available at PPQ