


Popsicle Sticks

Saturday, June 3, 10:30am-1:30pm

Cool off this summer with the sweetest of quilty treats. "Popsicle Sticks" is fabulously fun, easily adaptable, and would look amazing in any number of colorways and styles. The pattern itself provides options for nap, lap, twin/full, queen, and king sized quilts. In class, options will be provided for a table runner and pillow top as well. Both jelly roll and fat quarter friendly, this pattern allows you to pick your favorite collection or go out on your own.



Teacher: Michelle Spell

Cost: \$24.00

Skill Level: Confident beginner

Sewing Machine: Yes

Pattern: "Popsicle Sticks" by Terry Atkinson

9 Week Quilt Journey

(in June classes 4-7 of 9)

Wed., June 7, 14, 21, 28;

July 5, 12; 10:30am-12:30pm

Teacher: Sue Runnerstrom



The Journey Continues

(in June classes 2 & 3 of 6)

Wed., June 7, 21; July 5, 19; Aug. 2

1:30-4:00pm

Teacher: Sue Runnerstrom



Sew Scrappy Club

2nd Thursday

June 8, July 13, August 10

10:30am-12:30pm

Scrap bags. Whether they get fancy baskets or are shoved away out of sight in grocery sacks, most of us have one or two or (ahem) ten sitting in our sewing spaces somewhere just waiting because, well, why would we waste good fabric? We might actually be able to use them someday. Right? What if I told you that day is here? What if I said that day is now? Carpe diem! Or, better yet, Carpe fabricam! Let's get scrap happy with the Sew Scrappy Club! Once a month we're getting together to make good use of those ubiquitous scraps, starting with Lori Holt's 'Sew Scrappy Spools' patterns. Let's sew together, and in no time at all we can sew those "maybe somedays" into a reality.



Teacher: Michelle Spell

Cost: \$10.00 per meeting

Skill Level: Beginner and Beyond

Sewing Machine: Yes

Pattern: 'Sew Scrappy Spools' by Lori Holt

ONGOING CLASSES

Machine Maintenance Monday

Mondays, June 5, 19

10:00am-1:30pm by appointment only

Call PPQ at 843-871-8872 to reserve your spot.

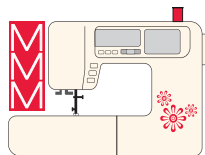
Melanie, sewing machine repair technician, will be available to answer maintenance and/or quick repair questions.

If your machine issue can be addressed in 15 minutes, her goal is to have you sewing again without having to wait so long for service or repair.

When she can fix the problem or answer your questions quickly, she will. If your issue requires further service or repair, then you can be placed on her service waiting list.

With machine issue, bring your sewing machine, its cord and foot control.

No charge for this service.



Open Sewing

Thursday, June 1, 8, 15, 22, 29

1:15-4:15pm

If you are a machine or hand sewist, come and enjoy a community sewing day on available Thursdays!

Cost: \$5.00, must call or come to PPQ to register & pay

Class size: limited to 8 machine and 4 hand sewists



PSF Problems Solved Friday

Fridays, June 2, 9, 16, 23, 30; 10:30-2:30pm

Need help with a project/kit/sewing problem? This class is for you!

Instructor/Problem Solver: Sue Runnerstrom

Cost: \$25 for 4 hours of help, instruction, encouragement
Class size is limited to 6 people.

Call PPQ @ 843-871-8872 to register and pay.

Boro: A Japanese Art of Stitching

Sat., June 10, 11:00am-2:00pm

The definition of boro refers to textiles; mainly cotton, linen and hemp that have been mended and/or patched together by layering and then hand stitched. In this class you will be introduced to a free style of hand stitching that stands on its own as a piece of art. With the combination of color, fabric and thread, results provide amazing patterns to the project.



Teacher: Marlene Gruetter Cost: \$24.00
 Skill Level: Beginner+ Sewing Machine: No
 Pattern: Instructions provided in class

Open Sewing Sunday

Sunday, June 11, 1:00-4:00pm

Since Mother's Day falls on 2nd Sunday, we will meet on May 7. Come enjoy a community sewing day. Machine & hand sewists are welcome. Rachel Cochran is hosting and sewing during this time. Even though the shop isn't open to the public, you'll be able to make purchases.



Host: Rachel Cochran Class size: limited to 8 sewists
 Cost: \$5.00, must call or come to PPQ to register & pay

Quilts of Valor Sit & Sew

Monday, June 12, 10:30am-2:30pm



Join us for the Quilts of Valor Sit and Sew to work on quilts. Bring your own projects to donate or work on kits donated to the foundation. A great way to socialize and work for a great cause. Can't attend? Drop off your quilt tops and/or finished quilts here and we'll take care of the rest. "The mission of the Quilts of Valor Foundation is to cover service members and veterans touched by war with comforting and healing Quilts of Valor." Please call to reserve your spot.

Leader: Sandy Kaminsky Cost: No charge
 Supplies: Typical sewing supplies Sewing Machine: Yes

Historic Downtown Summerville transforms into a special marketplace featuring local entertainment, craft vendors and artisans, to complement the extended hours of our eclectic shops, boutiques & restaurants.



Thurs., June 15
 from 5 to 8:00 pm

For more info: summervilledream.org

Fusible Applique

Sat., June 17, 10:00am-1:00pm

Sometimes we don't have the time to needle turn and hand sew the applique we want on our quilt. And sometime the pieces are just so small and intricate they would be difficult to hand applique. That is where fusible applique steps in. It allows detail that needle turn does not. But it is confusing at first. This class will show you how simple and rewarding it can be. You will have a whole new "bag of tools" to make your projects spectacular.



Teacher: Sue Runnerstrom Cost: \$24.00
 Skill Level: All Pattern: Sew Gnome
 Sewing Machine: Yes

Kids Sewing Camp

(3 days) Mon., June 19;
 Tues., June 20; Thurs., June 22
 10:30am-12:30pm



Look forward to making your own pet net beach bag, matching decorated beach towel and drawstring bag.

Teachers: Claire Singletary
 Cost: \$83.00 includes class and kit Age: 10 and up
 Pattern/Kit: Kits available PPQ Sewing Machine: Yes

Sewing Machine Maintenance

Sat., June 24, 10:30-12:30

Sewing machine maintenance discussions and demonstrations. Topics to be covered: (not necessarily in this order). Thread: types, cross wound vs. stacked, spool types, using a thread stand; Needles: Needle size vs. thread size; Bobbins: bobbin types and sizes; Tension (upper and lower) how it works and when to adjust; Cleaning: above the needle/below the needle, inside and out; Oiling: Types of oil to use and not to use, where oil is needed; Servicing: when and how often, what servicing by me includes; Show and tell: illustrations of sewing machine problems and causes; Questions.

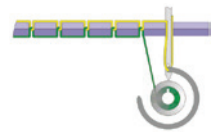


Teacher: Melanie Campbell Cost: \$24.00 includes cleaning kit
 Skill Level: All Sewing Machine: Yes

Machine Tension Demo

Sat., June 24, 1:30-2:30pm

Needless machine tension issues in your sewing life?! Melanie will demonstrate how the tension unit works and how to adjust it. No need to fear your machine tension problems again!



Teacher: Melanie Campbell Cost: No charge, must register
 Skill Level: Any Sewing Machine: No