

**Crisscross Apron Demo (2 demo times)
Saturday, Sept. 2; 11am-12pm and 3-4pm**

Hey good looking, whatcha got cooking? PPQ is cooking up a demo to show you how quick it is to make this apron. This apron features 2 pockets on each reversible side. Comfortable fit with no ties or string.



Teachers: Diane Frankenberger & Elise Merritt
Cost: None, Please register ahead by stopping by or calling the shop (843-871-8872)
Pattern: Crisscross Apron by Mary Mulari

**LABOR DAY – PPQ CLOSED
Monday, September 4**


**Fabric Collage Fall (Class 1 of 2)
Saturday, Sept. 9 & 23; 10:30am-1:30pm**

Get ready for the cooler fall season by designing and creating a Fall fabric collage. A couple of different options. Fabric scraps and simple tools will be used to create your collage that may be finished and displayed in several ways.



Teacher: Linda Scavio Cost: \$60 includes 2 classes and kit
Skill Level: All Sewing Machine: No
Pattern: No sewing, drawing or painting experience needed

**Dog Park Intro (class 1 of 3)
Sat., Sept. 9, 2:00-3:00pm
Sat., Sept. 23, 2:00-4:30pm
Sat., Oct. 14, 2:00-4:00pm**



McKenna Ryan offers the next level of fusible applique with her adorable Dog Park pattern. This class will be structured a bit differently than most. In the first class you will chose your pattern, we will talk about the “next steps” and organizing our pieces, and we

will talk about fabrics and supplies. Classes #2 and #3 will be work sessions. Come join in the fun!

Teacher: Sue Runnerstrom Cost: \$44.00 for 3 classes
Skill Level: All Pattern: Available for purchase in first class
Sewing Machine: Not at the first 2 sessions

**Open Sewing Sunday
Sunday, September 10, 1:00-4:00pm**



Come enjoy a community sewing day. Machine & hand sewists are welcome. Rachel Cochran is hosting and sewing during this time. Even though the shop isn't open to the public, you'll be able to make purchases.

Host: Rachel Cochran Class size: limited to 8 sewists
Cost: \$5.00, must call or come to PPQ to register & pay

**Quilts of Valor Sit & Sew
Monday, September 11, 10:30am-2:30pm**



Join us for the Quilts of Valor Sit and Sew to work on quilts.

Bring your own projects to donate or work on kits donated to the foundation. A great way to socialize and work for a great cause. Can't attend? Drop off your quilt tops and/or finished quilts here and we'll take care of the rest. “The mission of the Quilts of Valor Foundation is to cover service members and veterans touched by war with comforting and healing Quilts of Valor.” Please call to reserve your spot.

Leader: Sandy Kaminsky Cost: No charge
Supplies: Typical sewing supplies Sewing Machine: Yes

**Beginner Hand Embroidery
Thursday, Sept. 14; 10:30am-12:30pm**

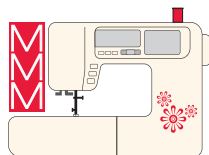
Learn to do the basic hand embroidery stitches that make any project go from “Meh” to “Wow!”. Learn the stem stitch, back stitch, chain stitch, lazy daisy, and French knots. We will also do some simple appliqué for embellishing.



Teacher: Karen Larson
Cost: \$22.50 includes class & kit (just bring a pair of small scissors)
Skill Level: Beginner Sewing Machine: No

ONGOING CLASSES

**Machine
Maintenance Monday
Mondays, September 18
10:00am-1:30pm by appointment only**



Call PPQ at 843-871-8872 to reserve your spot.

Melanie, sewing machine repair technician, will be available to answer maintenance and/or quick repair questions.

If your machine issue can be addressed in 15 minutes, her goal is to have you sewing again without having to wait so long for service or repair.

When she can fix the problem or answer your questions quickly, she will. If your issue requires further service or repair, then you can be placed on her service waiting list.

With machine issue, bring your sewing machine, its cord and foot control.

No charge for this service.

**Open Sewing
Thursday, Sept. 7, 14, 21, 28
1:15-4:15pm**



If you are a machine or hand sewist, come and enjoy a community sewing day on available Thursdays!

Cost: \$5.00, must call or come to PPQ to register & pay
Class size: limited to 8 machine and 4 hand sewists

PSF Problems Solved Friday


Fridays, Sept. 1, 8, 15, 22, 29; 10:30-2:30pm

Need help with a project/kit/sewing problem? This class is for you!

Instructor/Problem Solver: Sue Runnerstrom
Cost: \$25 for 4 hours of help, instruction, encouragement
Class size is limited to 6 people.

Call PPQ @ 843-871-8872 to register and pay.

Twist and Turn
Saturday, September 16
10:00am-1:00pm



You will be making 3.5"x5" blocks. A twist on the rail fence. And so many ways to twist.

Teacher: Jane McKenzie Cost: \$24.00
 Skill Level: All Sewing Machine: Yes
 Pattern: Instructions in class

It Takes a Village
Saturday, September 16
1:30-4:30pm



These scrappy houses and trees are not only fun to make, but they may use up some of those scraps in your stash. Once you make one, you are on your way to the entire village. Let your imagination run wild for your creative colors of houses in your neighborhood. Are those trees all green or are they changing to some Fall colors? Come and have fun assembling your own unique village!

Teacher: Anne Pietroburgo Cost: \$24.00
 Skill Level: All Sewing Machine: Yes
 Pattern: Instructions provided in class

9 Week Quilt Journey (class 1 of 9)
Wed., Sep. 20, 27; Oct. 11, 18, 25; Nov. 1, 8, 15, 29
10:30am-12:30pm



Learn how to plan your quilt, choose the fabric, pick the patterns, make templates and rotary cut the fabrics. We will learn about corner stones, sashing, borders, batting, and binding. We will explore both hand and machine quilting. And at the end of 9 weeks you will have a lovely, almost finished lap-sized sampler quilt. Come join us as we jump in to the world of quilting. I promise you'll never be the same again!

Teacher: Sue Runnerstrom Cost: \$144.00
 Skill Level: Beginner Sewing Machine: not in class
 Pattern: Patterns and supply list provided in class

The Journey Continues (class 1 of 6)
Wed., Sep. 20; Oct. 11, 25; Nov. 1, 15, 29
1:30-4:00pm



This is the intermediate class you have been asking for. At each class you will receive 2 different block patterns (one to sew in class and one to take home to complete by the next class). Each class will introduce new skills (Flying Geese, curved piecing, Y seams, paper piecing, etc.). You will choose your own fabrics and at the end will have 12 blocks to make into a quilt. Then we'll have a party to show off our work! It will be fun, I promise.

Teacher: Sue Runnerstrom Cost: \$120.00
 Skill Level: Intermediate Sewing Machine: Yes
 Patterns: provided in class

**New or Experienced Sewist?
 PPQ has a Janome for You!**



AUTHORIZED DEALER
JANOME
 Reliability by Design

Historic Downtown Summerville transforms into a special marketplace featuring local entertainment, craft vendors and artisans, to complement the extended hours of our eclectic shops, boutiques & restaurants.



Thurs., Sept. 21
from 5 to 8:00 pm

For more info: summervilledream.org



Fabric Collage Fall (class 2 of 2)
Saturday, September 23
10:30am-1:30pm

Teacher: Linda Scavio



Dog Park (class 2 of 3)
Sat., Sept. 23, 2:00-4:30pm
Sat., Oct. 14, 2:00-4:00pm

Teacher: Sue Runnerstrom

Double Wedding Ring
Saturday, September 30; 10:00am-1:00pm



A Double Wedding Ring quilt? Yes, please! It looks intimidating, and requires a little bit of skill, but together we can make it happen! Don't want to make a whole quilt? Use the skills you learn to make a pillow, bed runner, or wall hanging instead. You can adjust the size to suit your needs, desire, and ability. This class requires a template set that is lower priced than most and works very well. There is no separate pattern.

Worried that one class won't be enough? If you take the "Double Wedding Ring" class, then you are eligible to sign up for one (or all) of the "Sew Scrappy" club dates this fall to work on completing the "Double Wedding Ring" quilt together. The club is an additional \$10 for each session and may be paid for separately from the class. Those sessions will be held 10/12, 11/9, and 12/14 from 10:30-12:30.

Teacher: Michelle Spell
 Cost: \$24.00

Skill Level: Intermediate+
 Pattern/Book/Kit Needed: CutRite Slit & Sew Double Wedding Ring template Quilters Paradise #QP031360
 Sewing Machine: Yes

Shambolic Disappearing 9 Patch
Saturday, September 30
1:30-4:30pm

In this workshop, students will first learn how to make a traditional 9 patch and then how to make it disappear creating a new and very complex look.

Teacher: Marlene Gruetter
 Cost: \$24.00

Skill Level: All
 Pattern: instructions supplied in class
 Sewing Machine: Yes



Class Supply Lists are available at PPQ or go online to ppquilts.com & select

To receive our weekly e-news go to ppquilts.com & select

CALENDAR

JOIN OUR Mailing List